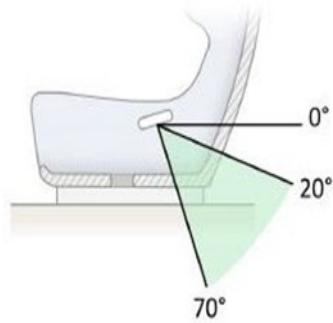


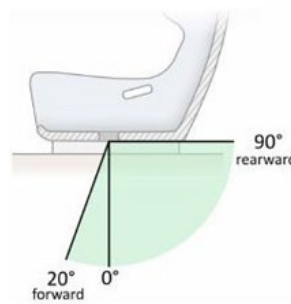
## From the 2024 CASC-OR Race Regulations, Appendix I

Look for proper angle and ensure the webbing is not rubbing on sharp edges.

### 6.4 lap straps

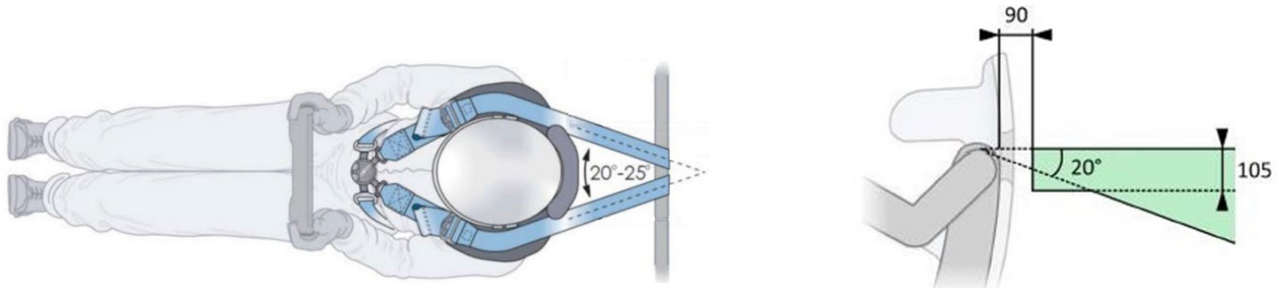


### 6.3 crotch straps




The use of FHR devices has necessitated to need to upgrade the installation instructions. Nylon webbing has a standard elongation of 25% where polyester webbing can be manufactured with specific elongations ranging from 6% to 16% depending on the application requirement. Keeping the shoulder harness on, is vitally important in a racing incident.

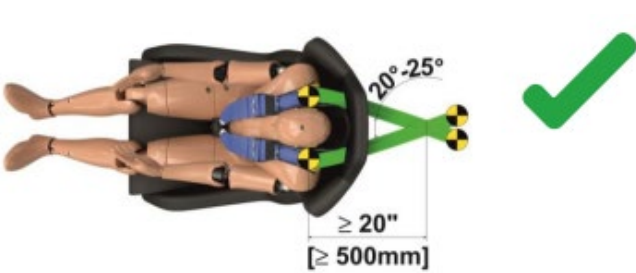
### 6.5 Shoulder straps



### Expiration dates What labels look like.

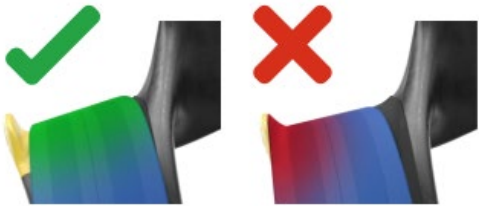


SCHROTH Safety Products GmbH created a great installation guide for their products.  
This is an excerpt.




**3.4 WEBBING ROUTING ON FHR**

Routing of 2" [50mm] webbing



Routing of 3" [75mm] webbing



**Splint pin must be used!**



**CORRECT INSTALLATION**

